

## How to Log onto your Student's Accounts:

Each student has a 'label' on their school issued computer that gives them information to use for logging in. The following are tips of how to use that 'label' for the different programs students use frequently at RMMS.

### **S.I.S.:**

User Name: Student Number (no Initials)

Password: Label

Example: John Smith ID- 12555

Username: 12555

Password: Jsmi2555

### **CANVAS:**

User Name: Label

Password: Label

Example: John Smith ID 12555

Username: js12555

Password: Jsmi2555

### **Pearson (math):**

Username: Label + @ms.wasatch.edu

Password: Label

Example: John Smith ID 12555

[js12555@ms.wasatch.edu](mailto:js12555@ms.wasatch.edu)

Password: Jsmi2555

### **Email:**

Username: Label @ms.wasatch.edu

Password: Label

Example: John Smith ID 12555

[js12555@ms.wasatch.edu](mailto:js12555@ms.wasatch.edu)

Password: Jsmi2555

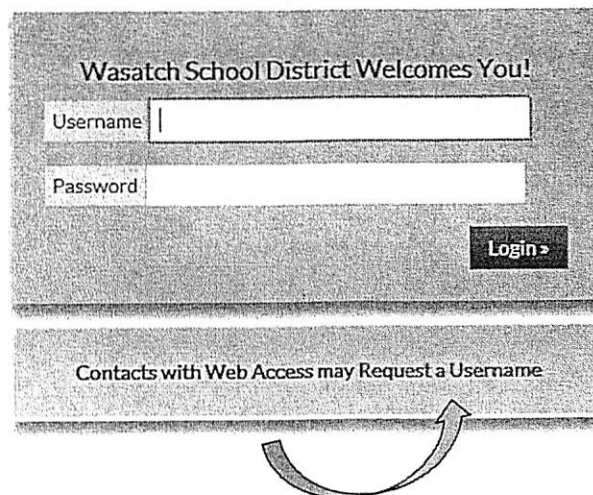
# Wasatch COUNTY SCHOOL DISTRICT

To the Parent/Guardian of a Wasatch County School District Student:


We are encouraging parents to create a Parent Account for their children that attend Wasatch School District. The Parent Account allows you a one-stop login for information regarding grades, attendance, contact information and many more important pieces of information concerning your student and Wasatch County Schools. By keeping the information on your Parent Account current, you will be kept informed on any of the latest information you may need to know about your student and will have the ability to interact with teachers and administrators in an efficient manner.

A username and password will be required to access the parent login portal. Prior to that time, you will need to complete the following:

- Proceed to the following website: [www.wasatch.edu](http://www.wasatch.edu)
- On the right side of the page click on the Quick Link "Student Information System Login."



- If you know your username and password, you can enter it here.
- If you have not set up a username and password, click on Request a Username .  
*(You will need to know your student's SIS # and birthday. If you need the SIS #, you can obtain it from your student, school or the district office.)*
- If you have forgotten your password, click on Forgot your password?
- Once you have successfully logged into the SIS Parent account, please verify and, if needed, update your contact information. Now you will be able to see all of your children's account information from a single login!



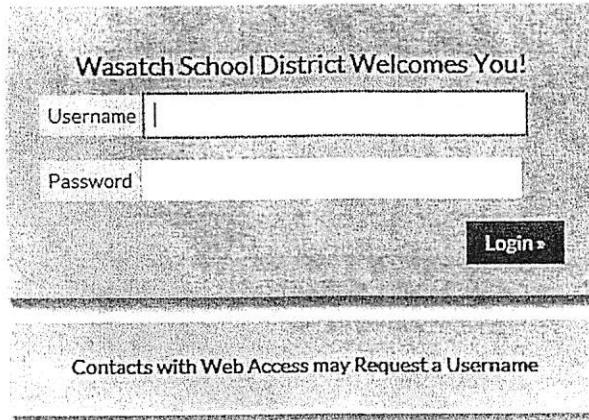


A los Padres/Tutores de los estudiantes del Distrito Escolar de Wasatch:


Queremos exhortar a los padres a que creen una Cuenta Para Padres para tener acceso a la información de sus hijos que asisten al Distrito de Wasatch. Esta cuenta les dará acceso, en un solo lugar, a las calificaciones, asistencia, información de contacto y mucha otra información concerniente a su estudiante y el Distrito Escolar de Wasatch. Al mantener la información de su cuenta al día usted podrá ser informado sobre su estudiante, maestros y la administración. Esta cuenta nos ayudara a ser más eficientes en mantenernos en contacto con ustedes.

Usted necesitará un nombre de usuario y una contraseña para poder iniciar el proceso de registración. Antes de poder completar la registración en línea, usted necesita hacer lo siguiente:

- Vaya a la siguiente página: [www.wasatch.edu](http://www.wasatch.edu)
- En el lado derecho de la página donde dice "Site Shortcuts" entre a "Student Information System Login."

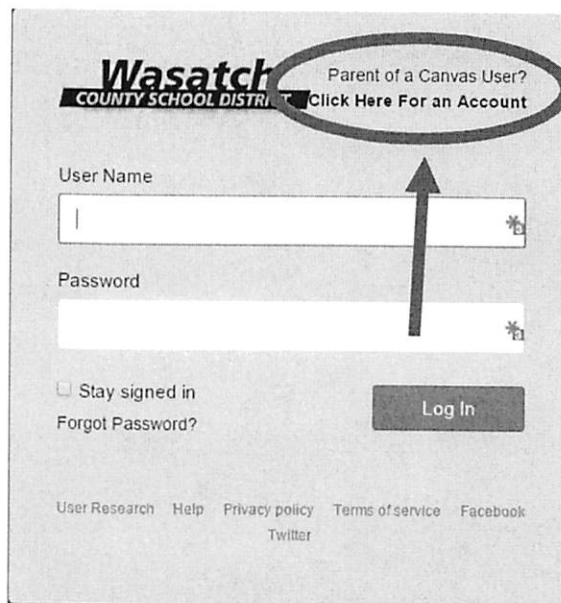


- Si usted sabe su nombre de usuario y su contraseña úsela.
- Si usted no tiene un nombre de usuario o una contraseña oprima donde dice Request a Username.  
*(Usted necesitará el #de SIS y la fecha de nacimiento de su hijo/a. Si no tiene esta información la puede pedir en su escuela o en la oficina del distrito)*
- Si usted ha olvidado su contraseña, oprima el Forgot your password?
- Una vez usted haya entrado en SIS, por favor verifique y actualice la información de su estudiante. ¡Ahora podrá tener acceso a toda la información sobre su estudiante con una sola cuenta!



# How to Create a Parent/Observer Account in Canvas

1) Create a user account in Canvas:



2) Fill in the Parent Sign Up box

**Do not use** an email address that ends in @ms.wasatch.edu or @wasatch.edu

**USER NAME:** INITIALS AND STUDENT ID NUMBER  
**PASSWORD:** CAPITAL LETTER OF THEIR FIRST NAME AND LOWER CASE OF THE FIRST 3 LETTERS OF THEIR LAST NAME AND LAST FOR DIGITS OF THE STUDENT ID NUMBER.

**EXAMPLE:** JOHN SMITH ID- 12555  
**USERNAME:** js12555  
**PASSWORD:** Jsmi2555

Parent Signup

Your Name Parent Name

Your Email Parent Email (Do NOT use a wasatch.edu email)

Child's Username ab#### (initials & student ID)

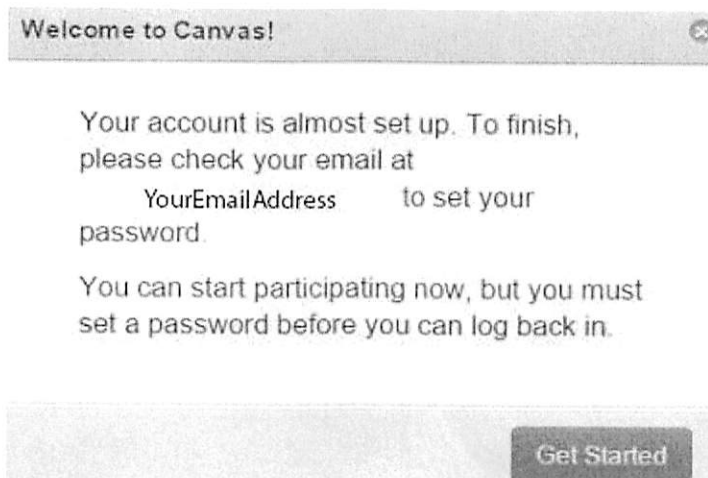
Child's Password Use Example or call RMMS Office

You agree to the terms of use and acknowledge the privacy policy.

Check this box.

Click this button Start Participating

3) Confirm your e-mail address by following the instructions in the box



# **Tutoring for WCSD Students**

- **Math & Science Tutoring and Library Internet Access**

Tuesday, Wednesday, and Thursday from 5:30 PM to 7:00 PM

in the WHS Library

- **Math & English Help at UVU Wasatch Campus**

Math Help:

Monday - Thursday from 3:00 PM to 8:00 PM

Friday from 3:00 PM to 5:00 PM

English Help:

Monday - Thursday from 10:00 AM to 4:00 PM

## Academic Success Tips

- 1- Establish a specific time and place to do homework daily
- 2- Fill out a Tracking Sheet daily to keep track of assignments
- 3- Get organized! Use folders, clean out your back pack, use a student planner/calendar
- 4- Work on your homework for 20 minutes (distraction free, no phones, TV, etc.) then take a break for 20 minutes. Repeat until homework is completed
- 5- Ask your teachers if you can sit in the front of the class
- 6- Take 10 minutes before you begin homework to come up with a "Plan" and prioritize
- 7- Take notes in class (not just when your teachers require it)
- 8- Establish a folder for each class
- 9- Ask questions when you don't understand something in class
- 10- Check SIS and Canvas Daily
- 11- Do extra credit when it is available
- 12- Talk with your teachers at least weekly to "check in" and see how you are doing
- 13- Contact the teacher the next day if you are absent from their class or before you leave if you know ahead of time
- 14- Read for 20 minutes each day (on top of any required reading)
- 15- Establish an appropriate time to be in bed. Get at least 7 hours of sleep each night
- 16- Eat breakfast every morning
- 17- Join a school club (being in clubs helps you feel involved and invested at school)
- 18- Ask questions and contribute to class discussions daily
- 19- Be aware of assignment deadlines and turn assignments in daily
- 20- Take attendance seriously. A student is considered chronically absent if they miss only **two days of school per month** (18 days in a year), whether the absences are excused or unexcused

## Recommended Books

Smart but Scattered written by Richard Guare, Peg Dawson, and Colin Guare

Mindset written by Carol Dweck

7 Habits for Highly Effective Teens written by Sean Covey

Heads up 8<sup>th</sup> Graders Here Comes College written by Jim Mullen